

YEAR 7

INDEPENDENT STUDY AND REVISION PLANNER

STARR - Study, Aspire, Active Revision and Reflect



Name _____ **Tutor Group** _____

<u>Week B</u>	Monday 25 th November	Tuesday 26 th November	Wednesday 27 th November	Thursday 28 th November	Friday 29 th November
Period 1		Maths – Paper 1 (calculator) 7P, 7R, 7S, 7T	Science 7A	History 7A, 7T - Science 7P	Science 7S
Period 2	French 7L - English 7T - Geography 7S	Maths – Paper 1 (calculator) 7A, 7B, 7L, 7M	English 7B - History 7S		English 7P
Period 3					Geography 7M
Period 4	Spanish 7B - Science 7R - Geography 7P		Science 7M	History 7B - English 7L	Geography 7T
Period 5					Geography 7R

<u>Week A</u>	Monday 2 nd December	Tuesday 3 rd December	Wednesday 4 th December	Thursday 5 th December	Friday 6 th December
Period 1	English 7A, 7R - History 7L, 7P - Spanish 7T	Maths – Paper 2 (non-calculator) 7P, 7R, 7S, 7T	Spanish 7M	Spanish 7R	English 7M
Period 2	French 7S	Maths – Paper 2 (non-calculator) 7A, 7B, 7L, 7M			
Period 3			Science 7B, 7L, 7T - French 7P	English 7S	
Period 4			History 7R	French 7A - History 7M - Geography 7B	Geography 7L
Period 5			Geography 7A		

Things I can do to help me prepare for my assessments - plot 2 - 4 days where you will spend 30 mins preparing.





1. Review work from each lesson by keeping a log of the knowledge covered in each lesson.
2. Private reading
3. Mathswatch
4. Make your own notes from Knowledge Organisers & books



We will look at other methods in our STARR sessions.

How have I done (each week)



Monday	Tuesday Planner Issue	Wednesday	Thursday	Friday	Saturday	Sunday	Weekly Check
Week 1	STARR Group Revision						👋 😊 😐 😞 😡
Week 2	STARR Group Revision						👋 😊 😐 😞 😡
Week 3	STARR Group Revision						👋 😊 😐 😞 😡
Week 4 Test Week 1	STARR Group Revision						Overall 👋 😊 😐 😞 😡
Week 5 Test week 2	STARR Group Revision						AE POINTS

SUBJECT	Assessment Content	Revision Guidance and Revision resources	My Revision Methods
English 	Year 7 Unit 1 Heroes & Villains: 19th & 21st Century Non-Fiction Reading <i>Students will complete five questions based on two texts which are on a related topic.</i> 1. The texts will test AO1 (identify information) 2. AO2 (explain and analyse) 3. AO3 (compare texts) 4. AO4 (evaluate the text).	1. Revision of the four reading skills in your YELLOW book/booklets. 2. Revise the revision booklet (posted to Google Classroom at least 2 weeks prior to exam) 3. Revise the reading texts we have looked at and your responses to them e.g. Winton, Pilots, etc. 4. Reading your selected reading book.	
Maths 	1. Number 2. Algebra 3. Ratio & Proportion 4. Geometry & Measure 5. Probability & Statistics	Tailored revision to each paper will be set on MathsWatch:	
Science 1 x 30 min paper 	Skills Unit: 1. Equipment & measurements 2. Tables & graphs 3. Analysis of data 4. Experimental variables	Your Exercise books BBC Bitesize	
MFL 1 paper 45 mins 	French 1. Describing yourself (name/age/birthdays/family) 2. likes/ dislikes 3. descriptions (pets/family/personality) 4. school information. (classroom/uniform/school subjects) Spanish: 1.Introductions (Name, Age, Birthday, Where you live) 2.Descriptions of Others (Pets, Family, Friends) 3.Freetime Activities 4.The Weather	Practise writing sentences. Practise speaking sentences.	

SUBJECT	Assessment Content	Revision Guidance and resources	My Revision Methods
 <p>History</p>	<p>1. EQ1: What can historical evidence reveal- to us about the Silk Roads? 2. EQ2: What happened once the Roman's left Britain?</p> <p>Students should also revise the highlighted 'core' knowledge (dates and key terms) highlighted within their booklets.</p>	<p>Recap the information from your two booklets which can be found on google classroom and in their books</p>	
<p>Geography</p> 	<p>1. Map Skills 2. Amazing places</p>	<p>Your knowledge Organisers Your Exercise books</p>	

Remember, that 100 % attendance and regular reading helps improve exam success !

My SELF CARE tips

1.

2.

3.

In School we have been impressed with how _____ has used their study skills and prepared for their ST assessments. Signed by tutor _____

At home we have been impressed with how _____ has used their study skills and prepared for their ST assessments. Signed by Parent/Carer _____