






| DRAMA | 6 | 7 | 8 | 9 | 10 | 11 | 12 |
|--|--|--|--|--|--|---|--|
| Drama Tool kit  | Students will have knowledge of freeze frames | Introduction to basic skills Introduction to key performance skills and terminology. How to show emotions and reactions in scenes | Develop basic skills Understanding theatrical terminology and developing a wide range of theatrical skills. | Continue to develop basic skills Understanding leading Drama Practitioners and exploration of their methods | Refine artistic skills Exam prep Comp 1: roles and responsibilities Staging | Continue to refine artistic skills Comp 2: devising a piece of theatre including high levels of theatrical skill and a wide range of dramatic techniques. Completion of coursework | Introduction of new practitioners (Berkoff, Artaud, DV8, Aleky Blythe, punchdrunk, Kneehigh) |
| Genre Conventions  | Gain knowledge and skills in Drama: adopt, create and Sustain a range of roles; improvise, devise and script drama for varied audiences They will rehearse, refine, share and respond thoughtfully to drama and Theatre May complete a whole school production | Horror: Exploration of creating tension and characterisation: Darkwood manor | Comedy: Exploration of mime and Slapstick comedy. Creating stock characters | Physical Theater: Develop and refine a piece of Physical theatre based on Frantic assembly | Comp 2: prep for devising piece Exploration of stimulus | Comp 2: Devising performance | Devising from a stimuli |
| Understanding Theatre  | They will rehearse, refine, share and respond thoughtfully to drama and Theatre May complete a whole school production | Understand the different roles in a Pantomime and complete a theatre review describing set, lighting, costume | Live theatre review: Describing how the actors use their vocal and physical skills to meet their Dramatic aims | Live theatre review: Describing how the actors use their vocal and physical skills to meet their Dramatic aims making reference set, lighting, costume | Comp 1: live theatre review Describing how the actors use their vocal and physical skills to meet their Dramatic aims making reference set, lighting, costume | Comp 1: Mock <ul style="list-style-type: none"> Theatre roles and responsibilities Blood Brothers Live theatre review | Devising from a stimuli |
| Page to Stage  | Used theatre in Education | Interpretation of a script: How to perform characters and include stage directions into performance | The Tempest: Understanding Shakespearean language | The Crucible : Understanding context, exploration of characters, | Comp 3 prep: Teacher script Two contrasting extracts | Comp 3: performance of Teachers Two contrasting extracts | Performance of a set text |
| Theatre History  | | Exploration of pioneers in the Silent movie era | Evolution of street theatre: Commedia dell'arte | Greek Theatre: Coral speech, masks, coral movement | Comp 1: understanding Blood Brothers context, | Making accurate reference to practitioners and understanding how theatre is created and performed | |