

YEAR 11 REVISION PLANNER

GCSE's 2022



<p><u>Completed Timetable</u></p> <p><i>Seen by Tutor</i></p> <p>.....</p> <p><i>Seen by Adult at Home</i></p> <p>.....</p>
--

Revision Strategies

Testing and quizzing yourself identifies gaps in knowledge and helps you to remember more.

What works for me?

Complete homework

Answering exam type questions from Practice Papers

Revision cards - Create and use notes to test yourself and friends

Mind maps - one per topic with the important info around

Graphic organisers

Display boards

Making a quiz and testing your friends

Revise together - set up small revision groups

Drawing images

Mix it up - podcasts; audio books; revision apps; real-life examples

Time lines/ Plot lines - History/English

Online learning- Google classroom, Mathswatch, SENECA, SAM Learning



Stress relief techniques:

- Set yourself a **REALISTIC** revision timetable and plot regular breaks - 20 mins sessions
- List your topics and cross them off as you become 'experts'
- Keep your phone in another room
- Unplug the Xbox/PlayStation & reduce gaming time
- Go for a walk / run / youga / play sport - any exercise
- Listen to calming music
- Breathe slowly to counts over a period of time
- Find a quiet place, sit and relax
- Eat and drink well and regularly
- **Sleep well - routine, don't stay up too late!**
- Use mindfulness apps
- Share with the adults about how well you are doing!
- **Speak to your friends about things other than revision**

Revision topics

These will be given to you by your teachers

Please check which topics you need to revise



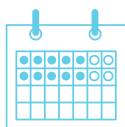
Strategies for Effective Learning: The Learning Scientists <https://www.learningscientists.org/>

Space out study over time

HOW TO DO IT

Start planning early for exams, and set aside a little bit of time every day. Five hours spread out over two weeks is better than the same five hours all at once.

M T W Th F Sa Su M T W Th F Sa Su



Interleave Ideas/Subjects

HOW TO DO IT

Switch between ideas during a study session. Don't study one idea for too long.



Go back over the ideas again in different orders to strengthen your understanding.

TOPICS
A B C



STUDY
SESSION
1

TOPICS
C B A



STUDY
SESSION
2

TOPICS
A C B

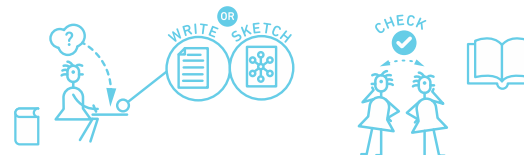


STUDY
SESSION
3

Retrieval Practice – Write or Sketch

HOW TO DO IT

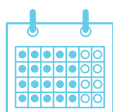
Put away your class materials, and write or sketch everything you know. Be as thorough as possible. Then, check your class materials for accuracy and important points you missed.



Make Learning Effective – Test

HOW TO DO IT

Take as many practice tests as you can get your hands on. If you don't have ready-made tests, try making your own and trading with a friend who has done the same.



Make Learning Effective – Flashcards

HOW TO DO IT


You can also make flashcards. Just make sure you practice recalling the information on them, and go beyond definitions by thinking of links between ideas.



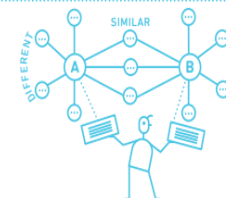
Elaborate

HOW TO DO IT

Ask yourself questions while you are studying about how things work and why, and then find the answers in your class materials and discuss them with your classmates.




As you elaborate, make connections between different ideas to explain how they work together. Take two ideas and think of ways they are similar and different.



Exams in the hall

Please make yourself aware of the rules before the exams start.

Check your seat number the night before if possible.




AQA	City & Guilds	CCEA	OCR	Pearson	WJEC
-----	---------------	------	-----	---------	------

Warning to Candidates

1. You **must** be on time for all your examinations.
2. **Possession of a mobile phone** or other unauthorised material **is not allowed** - even if you do not intend to use it. You will be subject to penalty and possible disqualification from the exam/qualification.
3. You **must not** talk to, attempt to communicate with or disturb other candidates once you have entered the examination room.
4. You **must** follow the instructions of the invigilator.
5. You **must not** sit an examination in the name of another candidate.
6. You **must not** become involved in any unfair or dishonest practice in any part of the examination.
7. If you are confused about anything, only speak to an invigilator.

The *Warning to Candidates* must be displayed in a prominent place outside each examination room. This may be a hard copy A3 paper version or an image of the poster projected onto a wall or screen for all candidates to see.


©JCQ 2020 – Effective from 1 September 2020



AQA City & Guilds CCEA OCR Pearson WJEC

NO MOBILE PHONES SMARTWATCHES MP3/4 PLAYERS

NO POTENTIAL TECHNOLOGICAL/WEB
ENABLED SOURCES OF INFORMATION



Possession of unauthorised items, such as a mobile phone, is a serious offence and could result in

DISQUALIFICATION

from your examination and your overall qualification.

This poster must be displayed in a prominent place outside each examination room.

- Enter in silence and sit in numbered seat
- Answer every question – you get zero for not attempting a question – trying it may get one or two marks
- Clear pencil case or bag with equipment – pens, pencils, ruler, highlighter, rubber, calculator, (additional Maths equipment)
- **If you have extra time** – Ensure you use this to answer or check your work. Don't waste it.
-

Year 11 revision sessions

	Monday	Tuesday	Wednesday	Thursday	Friday
Lunch	<p>English RB B16 English KB C1 Art/Photography C1/C2 D&T A6</p>	<p>Biology Foundation A13 Biology Higher B11a(Week A only) Art/Photography C1/C2 D&T A6</p>	<p>English LH B15 Art/Photography C1/C2 D&T A6</p>	<p>Maths B7 English STn C4 English HB B14 Art/Photography C1/C2 D&T A6</p>	<p>Chemistry Foundation A9 Physics Higher A14 Art/Photography C1/C2 D&T A6</p>
After School	<p>Maths B6 English LG B12 (Week A only) Biology Higher A19 (Week B only) History B24/B26 French A21/A24 Spanish A15 DIT/Media/Computer Science B19 Music C5</p> <p>Targeted interventions Geography, History, Maths, MfL, Music, Science.</p>	<p>Maths B6 Art/Photography C1/C2 Geography B21 French A21 Spanish Higher A22/A24 RS B25</p> <p>Targeted interventions Maths, MfL, RS</p>		<p>Maths B6 English KS B12 (Week B only) Chemistry Higher A14 Physics Foundation A12 History B22 French A21 Music C5 Spanish Higher A22/A24</p> <p>Targeted interventions English, History, Maths, Science</p>	<p>Maths B2/B10 English MY B15a English AB B13 PE A8</p> <p>Targeted interventions English, Maths</p>

4 th April	Monday	Tuesday	Wednesday	Thursday	Friday	Saturday	Sunday
7 - 8am	<i>Easter Holidays Week 1</i>						
8 - 9am							
9 - 10am							
10 - 11am							
11 - 12pm							
12 - 1pm							
1 - 2pm							
2 - 3pm							
3 - 4pm							
4 - 5pm							
5 - 6pm							
6 - 7pm							
7 - 8pm							
8 - 9pm							

11 th April	Monday	Tuesday	Wednesday	Thursday	Friday	Saturday	Sunday
7 - 8am	<i>Easter Holidays Week 2</i>				<i>Good Friday</i>		Easter Sunday
8 - 9am							
9 - 10am							
10 - 11am							
11 - 12pm							
12 - 1pm							
1 - 2pm							
2 - 3pm							
3 - 4pm							
4 - 5pm							
5 - 6pm							
6 - 7pm							
7 - 8pm							
8 - 9pm							

18 th April	Monday	Tuesday	Wednesday	Thursday	Friday	Saturday	Sunday
7 - 8am	<i>Easter Mon</i>						
8 - 9am		In school					
9 - 10am							
10 - 11am							
11 - 12pm							
12 - 1pm							
1 - 2pm							
2 - 3pm							
3 - 4pm							
4 - 5pm							
5 - 6pm							
6 - 7pm							
7 - 8pm							
8 - 9pm							

25 th April	Monday	Tuesday	Wednesday	Thursday	Friday	Saturday	Sunday
7 - 8am							
8 - 9am	In School						
9 - 10am							
10 - 11am							
11 - 12pm							
12 - 1pm							
1 - 2pm							
2 - 3pm							
3 - 4pm							
4 - 5pm							
5 - 6pm							
6 - 7pm							
7 - 8pm							
8 - 9pm							

2 nd May	Monday	Tuesday	Wednesday	Thursday	Friday	Saturday	Sunday
7 - 8am	<i>May Bank Holiday</i>	In School					
8 - 9am							
9 - 10am							
10 - 11am							
11 - 12pm							
12 - 1pm							
1 - 2pm							
2 - 3pm							
3 - 4pm							
4 - 5pm							
5 - 6pm							
6 - 7pm							
7 - 8pm							
8 - 9pm							

9 th May	Monday	Tuesday	Wednesday	Thursday	Friday	Saturday	Sunday
7 - 8am							
8 - 9am	In School						
9 - 10am							
10 - 11am							
11 - 12pm							
12 - 1pm							
1 - 2pm							
2 - 3pm							
3 - 4pm							
4 - 5pm							
5 - 6pm							
6 - 7pm							
7 - 8pm							
8 - 9pm							

16 th May	Monday	Tuesday	Wednesday	Thursday	Friday	Saturday	Sunday
7 - 8am	<i>Exams Start – check your sheet and amend exams being taken</i>						
8 - 9am	CS/RS Intervention	Biology Intervention	English Intervention	History Intervention	Maths Intervention		
9 – 10am	Computer Science Exam	Biology Exam	English Language Exam	History Exam	Maths Exam		
10 – 11am							
11 – 12pm							
12 – 1pm							
1 – 2pm	RS Exam						
2 - 3pm							
3 – 4pm							
4 – 5pm	Biology Intervention	English Intervention	History Intervention	Maths Intervention	Geography Intervention		
5 – 6pm							
6 – 7pm							
7 – 8pm							
8– 9pm							

23 rd May	Monday	Tuesday	Wednesday	Thursday	Friday	Saturday	Sunday
7 - 8am	<i>Exams Start – check your sheet and amend exams being taken</i>						
8 - 9am	Geography Intervention	French Intervention	English Lit Intervention	Spanish Intervention	Chemistry Intervention		
9 – 10am	Geography Exam	French Exam	English Lit Exam	Spanish Exam	Chemistry Exam		
10 – 11am							
11 – 12pm							
12 – 1pm							
1 – 2pm		GCSE PE OCR Sports Studies Exam		RS Exam	Computer Science Exam		
2 - 3pm							
3 – 4pm							
4 – 5pm	French/PE Intervention	English Lit Intervention	Spanish Intervention	Chem/Comp Sci Intervention			
5 – 6pm							
6 – 7pm							
7 – 8pm							
8– 9pm							

Half Term 30 th May	Monday	Tuesday	Wednesday	Thursday	Friday	Saturday	Sunday
7 - 8am	<i>Exams Start – check your sheet and amend exams being taken</i>						
8 - 9am							
9 – 10am							
10 – 11am							
11 – 12pm							
12 – 1pm							
1 – 2pm							
2 - 3pm							
3 – 4pm							
4 – 5pm							
5 – 6pm							
6 – 7pm							
7 – 8pm							
8– 9pm							

6 th June	Monday	Tuesday	Wednesday	Thursday	Friday	Saturday	Sunday
7 - 8am	<i>Exams Start – check your sheet and amend exams being taken</i>						
8 - 9am		Maths Intervention	English Lit Intervention	Physics intervention	English Language Intervention		
9 – 10am		Maths Exam	English Literature Exam		English Language Exam		
10 – 11am							
11 – 12pm							
12 – 1pm							
1 – 2pm		Geography Exam	RS & Further Maths Exams	Physics Exam	GCSE PE Exam		
2 - 3pm							
3 – 4pm							
4 – 5pm	Maths Intervention	English Intervention	Physics Intervention				
5 – 6pm							
6 – 7pm							
7 – 8pm							
8– 9pm							

13 th June	Monday	Tuesday	Wednesday	Thursday	Friday	Saturday	Sunday
7 - 8am	<i>Exams Start – check your sheet and amend exams being taken</i>						
8 - 9am	Maths Intervention	Geography Intervention	Biology Intervention	History Intervention	Spanish Intervention		
9 – 10am	Maths Exam	Geography Exam	Biology Exam	History Exam	Spanish Exam		
10 – 11am							
11 – 12pm							
12 – 1pm							
1 – 2pm			D&T Exam	French Exam			
2 - 3pm							
3 – 4pm							
4 – 5pm				Spanish Intervention			
5 – 6pm							
6 – 7pm							
7 – 8pm							
8– 9pm							

20 th June	Monday	Tuesday	Wednesday	Thursday	Friday	Saturday	Sunday
7 - 8am	<i>Exams Start – check your sheet and amend exams being taken</i>						
8 - 9am	Chemistry Intervention	History Intervention	Music Intervention	Physics			
9 – 10am	Chemistry Exam	History Exam	Music Exam	Physics Exam			
10 – 11am							
11 – 12pm							
12 – 1pm							
1 – 2pm	Food Prep and Nutrition Exam		Further Maths Exam	Celebration assembly			
2 - 3pm							
3 – 4pm							
4 – 5pm	History Intervention	Music/Further maths Intervention	Physics Intervention				
5 – 6pm							
6 – 7pm							
7 – 8pm							
8– 9pm							

